

(12) INTERNATIONAL APPLICATION PUBLISHED UNDER THE PATENT COOPERATION TREATY (PCT)

(19) World Intellectual Property Organization
International Bureau



(43) International Publication Date
20 February 2003 (20.02.2003)

PCT

(10) International Publication Number
WO 03/013509 A1

- (51) International Patent Classification⁷: A61K 31/402, A61P 3/04, C07D 207/32, 207/34, 207/42, 207/38, 207/36
- (21) International Application Number: PCT/GB02/03620
- (22) International Filing Date: 6 August 2002 (06.08.2002)
- (25) Filing Language: English
- (26) Publication Language: English
- (30) Priority Data:
0119172.5 6 August 2001 (06.08.2001) GB
- (71) Applicant (for all designated States except US): MELACURE THERAPEUTICS AB [SE/SE]; Ulleråkersvägen 38, S-756 43 Uppsala (SE).
- (72) Inventors; and
- (75) Inventors/Applicants (for US only): LUNDSTEDT, Torbjörn [SE/SE]; Granelidsvägen 7B, S-756 55 Uppsala (SE). SKOTTNER, Anna [SE/SE]; Lobov. 3, S-178 32 Ekero (SE). BOMAN, Arne [SE/SE]; Gustaf Kjellbergs väg 4, S-756 43 Uppsala (SE). ANDERSSON, Per [SE/SE]; Pilvägen 80, SE-191 42 Sollentuna (SE). SEIFERT, Elisabeth [SE/SE]; Rotyxv. 17, S-756 48 Uppsala (SE). ANDRIANOV, Victor [—/LV]; Zemes Street 11-4, LV-1083 Riga (LV).
- (74) Agent: PETT, Christopher, Phineas; Frank B. Dehn & Co., 179 Queen Victoria Street, London EC4V 4EL (GB).
- (81) Designated States (national): AE, AG, AL, AM, AT, AU, AZ, BA, BB, BG, BR, BY, BZ, CA, CH, CN, CO, CR, CU, CZ, DE, DK, DM, DZ, EC, EE, ES, FI, GB, GD, GE, GH, GM, HR, HU, ID, IL, IN, IS, JP, KE, KG, KP, KR, KZ, LC, LK, LR, LS, LT, LU, LV, MA, MD, MG, MK, MN, MW, MX, MZ, NO, NZ, OM, PH, PL, PT, RO, RU, SD, SE, SG, SI, SK, SL, TJ, TM, TN, TR, TT, TZ, UA, UG, US, UZ, VC, VN, YU, ZA, ZM, ZW.
- (84) Designated States (regional): ARIPO patent (GH, GM, KE, LS, MW, MZ, SD, SL, SZ, TZ, UG, ZM, ZW), Eurasian patent (AM, AZ, BY, KG, KZ, MD, RU, TJ, TM), European patent (AT, BE, BG, CH, CY, CZ, DE, DK, EE, ES, FI, FR, GB, GR, IE, IT, LU, MC, NL, PT, SE, SK, TR), OAPI patent (BF, BJ, CF, CG, CI, CM, GA, GN, GQ, GW, ML, MR, NE, SN, TD, TG).

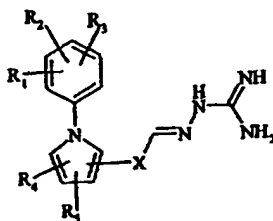
Published:

— with international search report

For two-letter codes and other abbreviations, refer to the "Guidance Notes on Codes and Abbreviations" appearing at the beginning of each regular issue of the PCT Gazette.



(54) Title: N-PHENYLPYRROLE GUANIDINE DERIVATIVES AS MELANOCORTIN RECEPTION LIGANDS



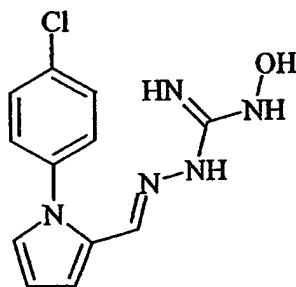
(I)

(57) Abstract: The present invention provides novel compounds of the general Formula (I) as ligands to the melanocortin receptors and/or treatment of disorders in the melanocortin system: wherein the variables are as defined in the claims; and the pharmacologically active salts thereof.

WO 03/013509 A1

N-PHENYLPYRROLE GUANIDINE DERIVATIVES AS MELANOCORTIN RECEPTOR LIGANDS

- 5 The present invention relates to phenyl pyrrole aminoguanidines. It further relates to the use of these guanidines for the treatment of obesity, anorexia, inflammation, mental disorders and other diseases associated with the melanocortin receptors or related systems, e.g. the melanocyte stimulating hormones.
- 10 A number of large linear and cyclic peptides are known in the art which show high specific binding to melanocortin (MC) receptors. The agonistic and/or antagonistic properties of these peptides are also known. See for example "Melanocortin Receptor ligands and methods of using same" by Dooley, Girtten and Houghten (WO99/21571).
- 15 A number of low molecular weight compounds are known, e.g. isoquinolines, spiropyridines and benzimidazoles, which show activity on the MC- receptors. See "Isoquinoline compound melanocortin receptor ligands and methods of using same" by Basu *et al*, Trega Biosciences Inc. (WO 99/55679), "Spiropiperidine derivatives as melanocortin receptor agonists" by Nargung, Ye, Palucki, Bakshi, Patchett and van der Ploeg (WO 99/64002) and "Melanocortin
20 receptor-3 ligands to treat sexual dysfunction" by Dines *et al*. (WO0105401). See also WO0074679, WO0058361, WO0218327, WO0212166, WO0155106, WO0155107, WO0155109, WO0211715 and WO0212178 for additional compounds acting on the melanocortin receptors.
- 25 However, there is still a large need to provide low molecular weight compounds showing agonistic or antagonistic properties to the melanocortin receptors. The compounds of the present invention are structurally different from the above-mentioned compounds and, consequently, constitute a new class of compounds that show activity to the MC-receptors.
- 30 A compound previously known in the art, which is similar to the presented compounds, is given below (see e.g. WO98/23267);

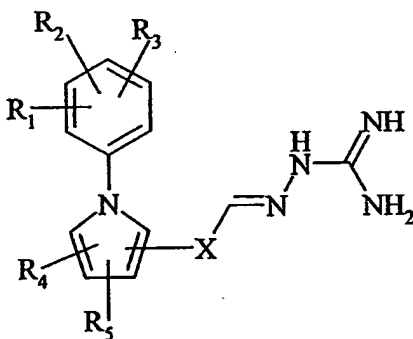


This hydroxyguanidine has proven activity against xanthine oxidase/xanthine dehydrogenase enzymes. Therefore it is very surprising that the phenyl pyrrole benzylideneamino guanidine compounds in the present invention show affinity to the melanocortin receptors as agonists
5 and/or antagonists.

One aspect of the present invention is therefore to provide low molecular weight compounds showing activity on melanocortin receptors and which may be taken up after peroral administration and which may penetrate well through the blood brain barrier.

10

The present invention provides novel compounds of the general formula (I) and their tautomeric forms:



(I)

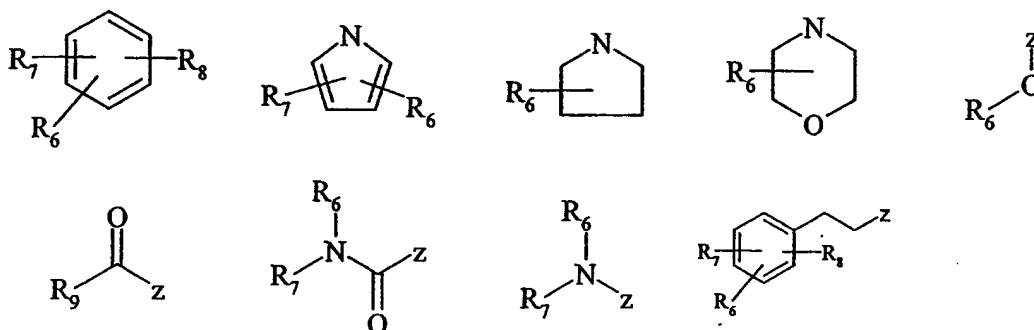
15 wherein X is $(CH_2)_n$ where n is 0, 1 or 2;

R_1 , R_2 , R_3 , R_4 and R_5 may be the same or different and are selected from hydrogen, halogen, alkyl having 1 to 5 carbon atoms, alkoxy having 1 to 5 carbon atoms, hydroxy, alkylsulphonyloxy, cyano, nitro, trihaloalkyl, sulpho or one of the structures given in Scheme

1; and/ or two of R₁, R₂, R₃, R₄ and R₅ may together form a methylenedioxy or ethylenedioxy moiety (preferably such methylenedioxy or ethylenedioxy moieties are formed using R₄ and R₅ and/ or two of R₁, R₂ and R₃);

5

Scheme 1



R₆, R₇, R₈ and R₉ are the same or different and are selected from hydrogen, halogen, alkyl having 1 to 5 carbon atoms, alkoxy having 1 to 5 carbon atoms, hydroxy, amines (primary, secondary or tertiary) having 0, 1 or 2 carbon atoms, cyano, nitro, trihaloalkyl, amide or sulpho, and z where shown represents the point of attachment of the residue to the phenyl or pyrrole ring;

and the pharmacologically active salts thereof.

15 The term halogen includes fluoro, chloro, bromo and iodo.

The term "alkyl" includes straight or branched hydrocarbon chains. The term "alkoxy" includes straight and branched chain alkoxy groups.

20 Preferably, the "alkyl having 1 to 5 carbon atoms" is a lower alkyl such as methyl, ethyl, propyl, isopropyl or tert-butyl.

Preferably, the "alkoxy having 1 to 5 carbon atoms" is a lower alkoxy such as methoxy, ethoxy, propoxy, iso-propoxy or tert-butoxy.

25

The term trihaloalkyl includes straight or branched hydrocarbon chains, preferably having 1 to 5 carbon atoms, and includes trichloroalkyl and trifluoroalkyl.

Preferably, the trihaloalkyl is trihalomethyl, trihaloethyl, trihalopropyl or trihaloiso-propyl.

5

Furthermore, it should be noted that the Scheme 1 residues may be attached to the carbon backbone of the compound of general formula (I) at any suitable point within the compound of Scheme 1, preferably at the 1, 2 or 3 position.

10 The compounds of formula (I) have basic properties and, consequently, they may be converted to their therapeutically active acid addition salts by treatment with appropriate physiologically acceptable acids, e.g. inorganic acids such as hydrochloric, hydrobromic, hydriodic, sulphuric, nitric and phosphoric acid, or organic acids such as acetic, propanoic, glycolic, lactic, malonic, succinic, fumaric, tartaric, citric, pamoic, oxalic and *para*-toluene-
15 sulphonic acid.

Conversely, the salt form may be converted into the free base form by treatment with alkali.

The present invention relates to novel aromatic amines. Compounds of the present invention
20 have been biologically tested in the melanocortin system and have surprisingly been shown to be capable of binding to melanocortin receptors as well as showing activity in functional assays.

Compounds of the present invention are either agonists or antagonists of a specific MC-
25 receptor or of a number of MC-receptors, e.g. MC1, MC3, MC4 or/and MC5 receptors.

The MC-receptors belong to the class of G-protein coupled receptors which are all built from a single polypeptide forming 7 transmembrane domains. Five such receptors types, termed MC1, MC2, MC3, MC4 and MC5, have been described. The MC receptor's signaling is
30 mainly mediated via cAMP but also other signal transduction pathways are known. They are distinctly distributed in the body.

MC-receptors are linked to a variety of physiological actions that are thought to be mediated by distinct subtypes of the MC-receptors. In many cases, however, it is not entirely clear which of the subtypes is responsible for the effect.

5 It has long been known that MSH-peptides may affect many different processes such as motivation, learning, memory, behaviour (including feeding and sexual), inflammation (including immunostimulatory and immunosuppressive), body temperature, pain perception, blood pressure, heart rate, vascular tone, brain blood flow, trophic effects in different organs, nerve growth, placental development, endocrine and exocrine functions, aldosterone synthesis
10 and release, thyroxin release, spermatogenesis, ovarian weight, prolactin and FSH secretion, effects of other hormones, uterine bleeding in women, sebum and pheromone secretion, blood glucose levels, natriuresis, intrauterine foetal growth, as well as other events surrounding parturition (Eberle, AN: The melanotropins: Chemistry, physiology and mechanisms of action. Basel: Karger, Switzerland. 1988, ISBN 3-8055-4678-5; Gruber, and Callahan, Am. J.
15 Physiol. 1989, 257, R681-R694; De Wildt *et al.*, J. Cardiovascular Pharmacology. 1995, 25, 898-905), as well as inducing natriuresis (Lin *et al.*, Hypertension. 1987, 10, 619-627).

It is also well-known that the immunomodulatory action of α -MSH includes both immunostimulatory and immunosuppressive effects. Several studies have shown that α -MSH
20 antagonizes the effects of pro-inflammatory cytokines such as IL-1 α , IL-1 β , IL-6 and TNF α , and induces the production of the anti-inflammatory cytokine, IL-10 (for review see Catania & Lipton, 1993).

Eating behaviour is regulated by a complex network of physiological regulatory pathways that
25 involve both the central nervous system and peripheral sites. Factors such as leptin, insulin, NPY (neuropeptide Y), orexins, CRF (Corticotropin-Releasing Factor, release hormone) and melanocortin peptides (Schwartz; Nature Medicine 1998, 4, 385-386) are known to control the amount of food intake both during short and long term, which may affect body weight, body fat mass and growth rate. Recent studies have shown a role of MC-receptors, especially the
30 MC4 receptor, for control of food intake, and there is evidence indicating that the melanocortins and the MC4 receptor are important factors downstream of leptin. Intracerebroventricular injections of the melanocortin peptides α -MSH and ACTH(1-24) have

been shown to markedly inhibit feeding (Poggioli *et al.*, *Peptides*, 1986, 7, 843-848; Vergoni *et al.*, *Neuropeptides*, 1986, 7, 153-158).

The MC5-receptor has recently been attributed a role in control of exocrine gland function
5 (van der Kraan, *et al.*, *Endocrinol.* 1998, 139, 2348-2355; Chen *et al.*, *Cell.* 1997, 91, 789-798).

In addition, the melanocortin peptides have distinct effects on sexual functions in that they cause erection in males (Donovan, *Psychol. Med.* 1978, 8, 305-316), presumably mediated by
10 a central agonistic effect of the peptide on MC-receptors. It has also been shown that a MC-receptor blocker could inhibit the erectogenic effect of melanocortin peptides (Vergoni *et al.*, *Eur. J. Pharmacol.* 1998, 362; 95-101).

Compounds of formula (I) and/or their pharmaceutically acceptable salts have valuable
15 pharmacological properties, making them useful for the treatment of mental disorders such as psychoses, depression, anxiety, senile dementia, Alzheimer's disease, drug abuse disorders and eating disorders such as anorexia and bulimia.

Compounds of formula (I) and/or their pharmaceutically acceptable salts have valuable
20 pharmacological properties, making them useful for the treatment of dysfunctions of the endocrine system and other hormonal systems such as excessive menstruations, endometriosis, events related to parturition, dysfunctions related to prolactin, dysfunctions related to growth hormone, dysfunctions related to testosterone, dysfunctions related to estrogen, dysfunctions related to glucocorticoids, dysfunctions related to luteinizing hormone
25 and follicle stimulating hormone, inducing abortion, for prevention of abortion and/or for treatment of events related to parturition.

Compounds of formula (I) and/or their pharmaceutically acceptable salts have valuable
pharmacological properties, making them useful for the treatment of sexual functions /
30 dysfunctions such as inducing erection in man, to induce erection in animal breeding, to stimulate intercourse in animals which are difficult to mate, in particular rare species or valuable strains, pets, cats, dogs, horses or to reduce sexual behaviour in animals, e.g. for pets,

cats etc., to treat impotence and disorders related to sexual drive, including lack of sexual drive or abnormal sexual drive in both men and women.

Compounds of formula (I) and/or their pharmaceutically acceptable salts have valuable
5 pharmacological properties, making them useful for the treatment of inflammation such as
inflammations related to the production of nitric oxide, inflammation related to increased
amounts (upregulated amounts) of inducible nitric oxide synthase, inflammation related to
activation of transcriptional activators, inflammation related to nuclear factor kappa beta,
inflammation related to macrophages, neutrophils, monocytes, keratinocytes, fibroblasts,
10 melanocytes, pigment cells and endothelial cells, inflammation related to increased production
and/or release of inflammatory cytokines, such as e.g. interleukins, in particular interleukin 1
(IL-1), interleukin 6 (IL-6) and tumor necrosis factor α (TNF- α).

In the present specification, "increased production" refers to increased formation, increased
15 release, or increased amount of an endogenous compound locally, regionally or systemically
in a patient compared to the amount of said endogenous compound in a healthy individual. In
the present specification, "upregulated" refers to an increased activity or amount of the
compound compared with that in a healthy individual.

20 In the present specification, "decreased production" refers to decreased formation, decreased
release, or decreased amount of an endogenous compound in a patient compared to the
amount of said endogenous compound in a healthy individual. In the present specification,
"downregulated" refers to a decreased activity or amount of the compound compared with that
in a healthy individual.

25

In particular, positive treatment effects or preventive effects may be seen in conditions where
inflammation or an inflammatory-like condition is caused by or being associated with one or
more of the following: allergy, hypersensitivity, bacterial infection, viral infection,
inflammation caused by toxic agent, fever, autoimmune disease, radiation damage by any
30 source including UV-radiation, X-ray radiation, γ -radiation, α - or β -particles, sun burns,
elevated temperature or mechanical injury. Moreover, inflammation due to hypoxia, which is
optionally followed by reoxygenation of the hypoxic area, is typically followed by severe

inflammation, which condition may be positively affected by treatment with a compound of the invention.

In very specific embodiments of the invention, a compound of the invention may be administered for the prevention or therapeutic treatment of inflammatory diseases of the skin (including the dermis and epidermis) of any origin, including skin diseases having an inflammatory component. Specific examples of this embodiment of the invention include treatment of contact dermatitis of the skin, sunburns of the skin, burns of any cause, and inflammation of the skin caused by chemical agents, psoriasis, vasculitis, pyoderma gangrenosum, discoid lupus erythematosus, eczema, pustulosis palmo-plantaris, and pemphigus vulgaris.

Also comprised by the invention is the administration of a compound of formula (I) or a pharmacologically acceptable salt thereof for the treatment of an inflammatory disease in the abdomen, including an abdominal disease having an inflammatory component. Specific examples of the treatment of such a disease with a compound of the invention are gastritis, including one of unknown origin, gastritis perniciosa (atrophic gastritis), ulcerous colitis (colitis ulcerosa), morbus Crohn, systemic sclerosis, ulcus duodeni, coeliac disease, oesophagitis and ulcus ventriculi.

20

Comprised by the invention is also the administration of a compound of formula (I) or a pharmacologically acceptable salt thereof for the treatment of systemic or general and/or local immunological diseases, including those of an autoimmune nature, and other inflammatory diseases of a general nature. Specific examples include treatment of rheumatoid arthritis, psoriatic arthritis, systemic sclerosis, polymyalgia rheumatica, Wegener's granulomatosis, sarcoidosis, eosinophilic fasciitis, reactive arthritis, Bechterew's disease, systemic lupus erythematosus, arteritis temporalis, Behcet's disease, morbus Burger, Good Pastures' syndrome, eosinophilic granuloma, fibromyalgia, myositis, and mixed connective tissue disease. Included therein is also arthritis, including arthritis of unknown origin.

30

Further included in the invention is administration of a compound of formula (I) or a pharmacologically acceptable salt thereof for the treatment of a disease of the peripheral and/or central nervous system related to inflammation. Included in this aspect of the invention

is the treatment of cerebral vasculitis, multiple sclerosis, autoimmune ophthalmitis and polyneuropathia. Comprised by the invention is also the administration of a compound of the invention for the treatment of an inflammation of the central nervous system to prevent apoptotic cell death. Moreover, as some of the compounds of the invention show a distinct
5 ability to induce nerve regeneration, positive treatment effects are often seen in central nervous system diseases involving damage of cells in this region. This aspect of the invention also includes treatment of traumatic injuries to the central nervous system, brain edema, multiple sclerosis, Alzheimer's disease, bacterial and viral infections in the central nervous system, stroke, and haemorrhagia in the central nervous system.

10

Comprised by the invention is also the administration of a compound of formula (I) or a pharmacologically acceptable salt thereof for the treatment of diseases of the eye and tear glands related to inflammation. Specific examples of such diseases comprise anterior and posterior uveitis, retinal vasculitis, optic neuritis, optic neuromyelitis, Wegener's
15 granulomatosis, Sjögren's syndrome, episcleritis, scleritis, sarcoidosis affecting the eye and polychondritis affecting the eye.

Comprised by the invention is also the administration of a compound of formula (I) or a pharmacologically acceptable salt thereof for the treatment of diseases of the ear related to
20 inflammation, specific examples of which include polychondritis affecting the ear and external otitis.

Comprised by the invention is also the administration of a compound of formula (I) or a pharmacologically acceptable salt thereof for the treatment of diseases of the nose related to
25 inflammation, specific examples of which are sarcoidosis, polychondritis and mid-line granuloma of the nose.

Comprised by the invention is also the administration of a compound of formula (I) or a pharmacologically acceptable salt thereof for the treatment of diseases related to inflammation
30 of the mouth, pharynx and salivary glands. Specific examples include Wegener's granulomatosis, mid-line granuloma, Sjögren's syndrome and polychondritis in these areas.

Included in the invention is also the administration of a compound of formula (I) or a pharmacologically acceptable salt thereof for the treatment of diseases related to inflammation in the lung. Specific examples include treatment of idiopathic alveolitis, primary pulmonary hypertension, bronchitis, chronic bronchitis, sarcoidosis, alveolitis in inflammatory systemic disease, pulmonary hypertension in inflammatory systemic disease, Wegener's granulomatosis and Good Pastures' syndrome.

Comprised by the invention is also the administration of a compound of formula (I) or a pharmacologically acceptable salt thereof for the treatment of diseases related to the inflammation of the heart. Specific examples include treatment of pericarditis, idiopathic pericarditis, myocarditis, Takayasu's arteritis, Kawasaki's disease, coronary artery vasculitis, pericarditis in inflammatory systemic disease, myocarditis in inflammatory systemic disease, endocarditis and endocarditis in inflammatory systemic disease.

Comprised by the invention is also the administration of a compound of formula (I) or a pharmacologically acceptable salt thereof for the treatment of diseases related to inflammation of the liver. Specific examples include treatment of hepatitis, chronic active hepatitis, biliary cirrhosis, hepatic damage by toxic agents, interferon induced hepatitis, hepatitis induced by viral infection, liver damage induced by anoxia and liver damage caused by mechanical trauma.

Comprised by the invention is also the administration of a compound of formula (I) or a pharmacologically acceptable salt thereof for the treatment of diseases related to inflammation of the pancreas. Specific examples include treatment (and prevention) of diabetes mellitus, acute pancreatitis and chronic pancreatitis.

Comprised by the invention is also the administration of a compound of formula (I) or a pharmacologically acceptable salt thereof for the treatment of diseases related to the inflammation of the thyroid. Specific examples of these embodiments of the invention include treatment of thyroiditis, autoimmune thyroiditis and Hashimoto's thyroiditis.

Comprised by the invention is also the administration of a compound of formula (I) or a pharmacologically acceptable salt thereof for the treatment of diseases related to inflammation

of the kidney. Specific examples include treatment of glomerulonephritis, glomerulonephritis in systemic lupus erythematosus, periarteritis nodosa, Wegener's granulomatosis, Good-Pastures' syndrome, HLAB27 associated diseases, IgA nephritis (IgA = Immunoglobulin A), pyelonephritis, chronic pyelonephritis and interstitial nephritis.

5

Comprised by the invention is also the administration of a compound of formula (I) or a pharmacologically acceptable salt thereof for the treatment of diseases related to the inflammation of the joints. Specific examples include treatment of Bechterew's disease, psoriatic arthritis, rheumatoid arthritis, arthritis in colitis ulcerosa, arthritis in morbus Crohn, 10 affection of joints in systemic lupus erythematosus, systemic sclerosis, mixed connective tissue disease, reactive arthritis, Reiter's syndrome. Moreover, included in this embodiment of the invention is treatment of arthrosis of any joint, in particular arthrosis of finger joints, the knee and the hip.

15 Comprised by the invention is also the administration of a compound of formula (I) or a pharmacologically acceptable salt thereof for the treatment of diseases related to the inflammation of blood vessels. Specific examples include treatment of arteritis temporalis, periarteritis nodosa, arteriosclerosis, Takayasu's arteritis and Kawasaki's disease. Particularly advantageous is the capacity of some compounds of the invention to afford protection against 20 and prevention of arteriosclerosis. This is in part due to the capacity of some compounds of Formula (I) or the pharmacologically acceptable salts thereof to prevent the induction of inducible nitric oxide synthesis (iNOS) caused by the action of oxidized Low Density Lipoprotein on endothelial cells and blood vessel walls.

25 Comprised by the invention is also the administration of a compound of the invention for the treatment of drug-induced disorders of the blood and lymphoid system, including the treatment of drug-induced hypersensitivity (including drug hypersensitivity) affecting blood cells and blood cell forming organs (e.g. bone marrow and lymphoid tissue). Specific 30 embodiments of this aspect of the invention include the treatment of anemia, granulocytopenia, thrombocytopenia, leukopenia, aplastic anemia, autoimmune hemolytic anemia, autoimmune thrombocytopenia and autoimmune granulocytopenia.

The compounds of the invention may also be administered for the treatment of fast allergic disorders (Type I allergy). Included in this embodiment of the invention is the treatment of anaphylactic reactions, anaphylactoid reactions, asthma, asthma of allergic type, asthma of unknown origin, rhinitis, hay fever and pollen allergy.

5

Comprised by the invention is also the administration of a compound of formula (I) or a pharmacologically acceptable salt thereof for the treatment of inflammation related to infections of any origin. Specific examples include treatment of inflammation secondary to infection caused by virus, bacteria, helminths and protozoae.

10

Comprised by the invention is also the administration of a compound of formula (I) or a pharmacologically acceptable salt thereof for the treatment of inflammations related to trauma and/or tissue injury of any origin.

15 Compounds of formula (I) or pharmaceutically acceptable salts thereof have valuable pharmacological properties, making them useful for the treatment of disorders of the cardiovascular system such as disorders related to blood pressure, heart rate, vascular tone, natriuresis, bleeding, shock, disorders related to ischemia, infarction, reperfusion injuries, arrhythmias of the heart, in particular during ischemia, or for the treatment of arrhythmias
20 associated with reoxygenation of a previously ischemic period of the heart.

Compounds of formula (I) or the pharmaceutically acceptable salts thereof have valuable pharmacological properties, making them useful for the treatment of pain such as pain of central origin, pain seen after damage to the CNS, stroke, infarction, pain of peripheral origin,
25 chronic pain, neuropathies and disorders where a treatment effect is achieved by stimulation of receptors in the periaqueductal grey area.

Because of the capacity of compounds of the invention to stimulate pigment formation in epidermal cells, some of the compounds of the invention may be also useful for inducing skin
30 tanning for cosmetic reasons, for treatment of vitiligo, or any other condition where darkening of skin color is desired. Moreover, because of the ability of some of the compounds of the invention to inhibit pigment formation in cells of the skin, they may also be useful for

inducing lighter skin color for cosmetic reasons, or during any condition where a lighter color of skin is desired.

Compounds of formula (I) or the pharmaceutically acceptable salts thereof have valuable
5 pharmacological properties, making them useful to cause skin tanning, darkening the colour of the skin, to induce melanin synthesis in the skin, to reduce skin tanning, lightening the colour of the skin, to reduce or block melanin synthesis in the skin, to cause anti-inflammatory actions in the skin, to modulate epidermal growth, to improve wound healing, to treat acne, seborrhoea, acne roseacea, conditions related to malfunctions of the glands of the
10 skin, e.g. sebaceous glands and over or underproduction of sebum.

Compounds of the invention are useful for inhibiting or stimulating the *in vivo* formation of second messenger elements such as cAMP. Such inhibition/stimulation may be used in cells or crushed cell systems *in vitro*, e.g. for analytical or diagnostic purposes.

15

For analytical and diagnostic purposes the compounds of the invention may be used in radioactive form where they comprise one or more radioactive labels or gamma or positron emitting isotopes, to be used in radioligand binding for the quantification as well as tissue localisation of MC-receptors, for analysis of dissociation/association constants, and for
20 imaging of *in vivo* binding by the use of scintigraphy, positron emission tomography (PET) or single photon emission computed tomography (SPECT), or for the diagnosis of disease and treatment of any malignancy where the malignant cells contain MC receptors.

Alternatively the compounds of the invention can be labelled with any other type of label that
25 allows detection of the respective compound, e.g. fluorescence, biotin, NMR, MRI, or labels activated by gamma-irradiation, light photons or biochemical processes, or by light or UV-light (the latter in order to obtain a compound useful for covalent labelling of MC receptors by a photoaffinity technique).

30 Compounds of formula (I) or the pharmacologically acceptable salts thereof may also be tagged with a toxic agent (i.e. doxorubicin, ricin, diphtheria toxin or other) and used for targeted delivery to malignant cells bearing MC receptors, or tagged with a compound capable of activating the endogenous immune system for triggering the immune system (for example a

compound, monoclonal antibody or other, capable of binding to a T-cell antigen, e.g. CD3 or other) for treatment of malignancies and other MC receptor expressing diseases. The thus formed hybrid compound will direct cytotoxic cells to the malignant melanoma cells or the MC1-receptor bearing malignant cells and inhibit the tumor growth.

5

Compounds of formula (I) or a pharmacologically acceptable salt thereof may be attached to the antibody chemically by covalent or non-covalent bond(s).

Compounds of the invention may be used for the treatment and diagnosis of diseases, 10 disorders and/or pathological conditions in an animal, in particular in man.

The present invention also relates to a pro-drug which, upon administration to an animal or a human, is converted to a compound of the invention. Pro-drugs of the compounds of Formula (I) and their pharmacologically acceptable salts may be used for the same purposes as 15 described in this specification for the compounds of the invention, as well as is disclosed in the Examples given below.

The compounds of the present invention may be bound covalently or non-covalently to one or several of other molecule(s) of any desired structure(s); the thus formed modified compound 20 or complex may be used for the same purposes as described in this specification for the compounds of the invention, as well as is disclosed in the Examples given below. In a particularly important embodiment of the invention, a radioactively-labelled molecule is covalently bound to a compound of Formula (I) or a pharmacologically acceptable salt thereof so as to make a compound of Formula (I) or a pharmacologically acceptable salt thereof 25 radioactively labelled.

Some of the compounds of the invention have an effect on xanthine oxidase in mammals, including humans.

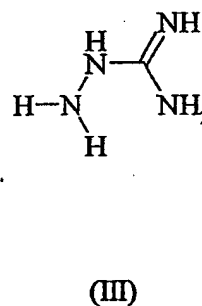
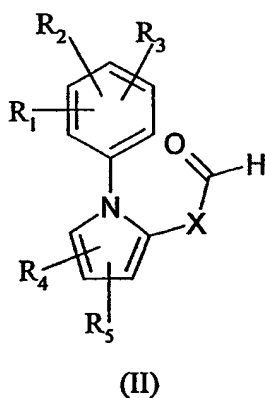
30 The invention also relates to processes for the manufacture of and pharmaceutical preparations comprising one or more of the compounds of the invention, as well as to their uses for various medical and veterinary practices related to melanocyte stimulating hormone receptors.

Compounds of the general formula II are either commercially available or can be synthesised by methods well known in the art, see for example "Advanced Organic Chemistry", by Jerry March or "Organic Synthesis" by Michael B. Smith.

5

METHODS OF PREPARATION

We further provide a process for the preparation of a compound of formula (I) as defined in above, in which a compound of formula (II) wherein X, R₁, R₂, R₃, R₄ and R₅ are as
10 previously defined, is reacted with an aminoguanidine (III), or a salt or protected form thereof, using procedures known *per se* in the art, and, following deprotection if necessary or desired, a compound of formula (I) is obtained.



The following examples are intended to illustrate but not to limit the scope of the invention,
15 although the compounds named are of particular interest for the intended purposes. The preparation of the compounds of general formula (I) is presented schematically in Example 1 below. Specific synthetic procedures are given in methods 1-3. The compounds are numbered and listed with their complete name below.

EXAMPLES

20 Example 1

The compounds of the invention may be prepared by the following general method.

IR, NMR, MS and elementary analysis have confirmed the structures of the compounds. When melting points (m.p.) are given, these are uncorrected.

Example 1

5

N-[1-((4-Chlorophenyl)-1H-Pyrrol-2-yl)methyleneamino]guanidine

5 g (24.3 mmol) 1-(4-chlorophenyl)-pyrrol-2-carboxaldehyde and 4.96 g (36.5 mmol) aminoguanidine bicarbonate was suspended in 500 ml acetonitrile. 120 ml acetic acid was added and the reaction mixture was refluxed for 2h. The solution was cooled and the solvent was evaporated. The resulting crude product was dissolved in ether and crystallised after four hours in the freezer. The slightly yellow solid was recrystallised from acetonitrile/ethanol (5:1) to give the pure product (1) as white crystals. Yield 3 g (45%).

15 The novel compounds 2-50 were prepared in an analogous manner:

Compounds 1-50

No. Name

- 1 N-{1-[(4-Chlorophenyl)-1H-Pyrrol-2-yl]methyleneamino}guanidine
- 2 N-[1-(5-propylamino-1-(2-butoxy-phenyl)-1H-pyrrol-2-yl)-methyleneamino]-guanidine
- 3 N-{3-[1-(2-Isobutyryl-phenyl)-5-nitro-1H-pyrrol-2-yl]-propylideneamino}-guanidine
- 4 N-{1-[1-(3-Cyanophenyl)-5-trifluoromethyl-1H-pyrrol-2-yl]-methyleneamino}-guanidine
- 5 N-{3-[1-(3-Fluorophenyl)-5-methyl-1H-pyrrol-3-yl]-propylideneamino}-guanidine
- 6 N-[1-(4-Aminophenyl)-5-hydroxy-1H-pyrrol-2-ylmethylideneamino]-guanidine
- 7 N-{3-[1-(4-Chlorophenyl)-5-phenethyl-1H-pyrrol-3-yl]-propylideneamino}-guanidine
- 8 N-{3-[1-(4-Propylaminophenyl)-5-trichloromethyl-1H-pyrrol-3-yl]-propylideneamino}-guanidine
- 9 N-(5-tert-Butyl-1-phenyl-1H-pyrrol-2-ylmethylideneamino)-guanidine
- 10 N-[3-(5-Methoxy-1-phenyl-1H-pyrrol-3-yl)-propylideneamino]-guanidine
- 11 N-[4-Pentyl-1-(2-trichloromethylphenyl)-1H-pyrrol-3-ylmethylideneamino]-guanidine

- 12 N-(4-Cyano-1-o-tolyl-1H-pyrrol-3-ylmethylideneamino)-guanidine
- 13 N-{3-[4-Hydroxy-1-(3-trichloromethylphenyl)-1H-pyrrol-2-yl]-propylideneamino}-guanidine
- 14 N-{3-[1-(3-tert-Butylphenyl)-5-isobutyryl-1H-pyrrol-2-yl]-propylideneamino}-guanidine
- 15 N-(1-Biphenyl-4-yl-4-chloro-1H-pyrrol-2-ylmethylideneamino)-guanidine
- 16 N-{3-[1-(4-Bromophenyl)-4-tert-butyl-1H-pyrrol-3-yl]-propylideneamino}-guanidine
- 17 N-(4-Butoxy-1-phenyl-1H-pyrrol-3-ylmethylideneamino)-guanidine
- 18 N-[3-(4-Methoxy-1-phenyl-1H-pyrrol-2-yl)-propylideneamino]-guanidine
- 19 N-{3-[1-(2-Nitrophenyl)-1H-pyrrol-2-yl]-propylideneamino}-guanidine
- 20 N-{3-[1-(2-Hydroxyphenyl)-1H-pyrrol-2-yl]-propylideneamino}-guanidine
- 21 N-[1-(3-Methoxyphenyl)-1H-pyrrol-2-ylmethylideneamino]-guanidine
- 22 N-[1-(3-Butylaminophenyl)-1H-pyrrol-3-ylmethylideneamino]-guanidine
- 23 N-[1-(4-tert-Butylphenyl)-1H-pyrrol-3-ylmethylideneamino]-guanidine
- 24 N-{3-[1-(4-Trifluoromethylphenyl)-1H-pyrrol-2-yl]-propylideneamino}-guanidine
- 25 N-(1-Phenyl-1H-pyrrol-3-ylmethylideneamino)-guanidine
- 26 N-[3-(1-Phenyl-1H-pyrrol-2-yl)-propylideneamino]-guanidine
- 29 N-[3-(4-Methyl-1-phenyl-1H-pyrrol-3-yl)-propylideneamino]-guanidine
- 30 N-[1-(3-Nitro-4-propylaminophenyl)-1H-pyrrol-3-ylmethylideneamino]-guanidine
- 31 N-{3-[1-(3-Butylamino-4-methylphenyl)-4-methyl-1H-pyrrol-2-yl]-propylidene}-guanidine
- 32 N-{3-[5-Bromo-1-(4-bromophenyl)-1H-pyrrol-3-yl]-propylideneamino}-guanidine
- 33 N-[(5-Chloro-1-(4-isobutyrylphenyl)-4-pentyl-1H-pyrrol-2-yl)methyleneamino]-guanidine
- 34 N-[3-(5-Propoxy-1-m-tolyl-1H-pyrrol-2-yl)-propylideneamino]-guanidine
- 35 N-[4-Methyl-5-propylamino-1-(3-trichloromethylphenyl)-1H-pyrrol-3-ylmethylideneamino]-guanidine
- 36 N-{3-[1-(3-Nitrobiphenyl-4-yl)-1H-pyrrol-2-yl]-propylideneamino}-guanidine
- 37 N-{2-[4-tert-Butyl-1-(4-methoxy-2-propylaminophenyl)-1H-pyrrol-3-yl]-ethylideneamino}-guanidine

- 38 N-{3-[1-(2-Bromo-3-chlorophenyl)-1H-pyrrol-3-yl]-propylideneamino}-guanidine
- 39 N-[4-Bromo-1-(2-butoxy-3-propoxyphenyl)-1H-pyrrol-2-ylmethylideneamino]-guanidine
- 40 N-[5-Hydroxy-1-(2-hydroxyphenyl)-1H-pyrrol-3-ylmethylideneamino]-guanidine
- 41 N-{3-[1-(2-tert-Butylphenyl)-4-chloro-5-methyl-1H-pyrrol-2-yl]-propylideneamino}-guanidine
- 42 N-[5-Isobutyryl-1-(2,3,4-trimethoxyphenyl)-1H-pyrrol-2-ylmethylideneamino]-guanidine
- 43 N-{3-[5-tert-Butyl-1-(2-tert-butyl-3,4-bis-trichloromethylphenyl)-4-trichloromethyl-1H-pyrrol-2-yl]-propylideneamino}-guanidine
- 44 N-{2-[1-(4-Pyrrol-1-ylphenyl)-1H-pyrrol-2-yl]-ethylideneamino}-guanidine
- 45 N-[1-(4-Morpholin-4-yl-phenyl)-1H-pyrrol-2-ylmethylideneamino]-guanidine
- 46 N-[1-(4-Pyrrolidin-1-yl-phenyl)-1H-pyrrol-3-ylmethylidenamino]-guanidine
- 47 N-((1-Phenyl-1H-pyrrol-2-yl)methyleneamino)guanidine
- 48 N-[(1-(4-Trifluoromethylphenyl)-1H-pyrrol-2-yl)methyleneamino]guanidine
- 49 N-[(1-(3-cyanophenyl)-1H-pyrrol-2-yl)methyleneamino]guanidine
- 50 N-[(1-(3,5-dichlorophenyl)-1H-pyrrol-2-yl)methyleneamino]guanidine

Test 1. Affinity for the MC1-receptor

The binding assay was carried out essentially as described by Lunec *et al*, Melanoma Res 1992; 2; 5-12 using I¹²⁵-NDP- α MSH as ligand.

5 *Test 2. Affinity for the MC3-receptors, the MC4-receptors and the MC5-receptors*

The binding assays were carried out essentially as described by Szardenings *et al*, J Biol Chem 1997; 272; 27943-27948 and Schiöth *et al*, FEBS Lett 1997; 410; 223-228 using I125-NDP- α MSH as ligand.

Test 3. cAMP

- 10 The stimulation of cAMP was carried out essentially as described by Schiöth *et al*, Br J Pharmacol 1998; 124; 75-82, however, the response is given relative to α -MSH.

Table 1a. Affinity for MC-receptors

Compound	Ki (μ M)			
	MC1	MC3	MC4	MC5
1	0.42	15.6	5.1	17.5
48	1.20		0.07	7.8
50	0.70	12.84	3.60	7.52

Table 1b. Influence on cAMP

Compound	cAMP agonist/plateau stim. α -MSH (%)			
	MC1	MC3	MC4	MC5
1	30	35	118	6
50			36	

5

Example 2***In vivo effects on food intake***

Compounds have been tested for their effects on food intake and body weight in rats.

In order to investigate the agonistic effect, ie decrease in food intake, of compounds, the
10 nocturnal protocol was used.

Sprague-Dawley, male rats were used, which were cannulated intracerebroventricularly. Stainless steel guide cannulae were placed in the lateral ventricle and fixed in the skull. Animals were acclimatized for a week before the experiments took place. After the experiments were done, the rats were killed and placement of the cannulae were checked.

15 *Nocturnal protocol:*

Rats were cannulated as described above. They were used without prior starvation, and compounds were administered at 5 pm in a total volume of 5ml. Doses of compound 2:4 used were 1, 4 and 10nmoles. Food intake was measured at 3, 15 and 24 hours after dosing, and

body weight was recorded at 24 hours. For comparison, the well known MC4 receptor agonist, Melanotan II (MTII) was used, at a dose of 1 nmole.

Example 3

Anti inflammatory effects

5 *Control*

Female BALB/c mice (weight 20–22 g) were sensitized by treatment of the shaved abdomen with 30 μ l of 0.5% 2,4-dinitrofluorobenzene (DNFB). After 4 days they were challenged with 10 μ l of 0.3 % DNFB to the paw. The unchallenged mice paws served as a control. Twenty-four hours after the last challenge, the difference in paws weight were determined as an 10 indicator of the inflammation (paw edema).

alpha-MSH and prednisolone controls

Mice were treated as the control but were additionally injected i.p. with α -MSH (0.5 mg/kg) or prednisolone (20 mg/kg) two hours before sensitization (day 0) and the same dose was administered repeatedly after sensitization during four consecutive days. The paw edema 15 inhibition was measured as described above.

Study of new compounds

Mice were treated as the control but were additionally injected i.p. with various doses (0.05, 0.15 or 0.25, 0.375, 0.5 and 0.75 mg/kg) of each compounds two hours before sensitization (day 0) and the same dose was administered repeatedly after sensitization during four 20 consecutive days. The paw edema inhibition as described above.

Groups containing at least 10 mice each were used for all experiments.

Example 4

The following formulations are representative for all of the pharmacologically active compounds of the invention

Example of a preparation comprising a capsule

	<i>Per capsule</i>
Active ingredient, as salt	5 mg
Lactose	250 mg
Starch	120 mg
Magnesium stearate	5 mg
<hr/>	
Total	380 mg

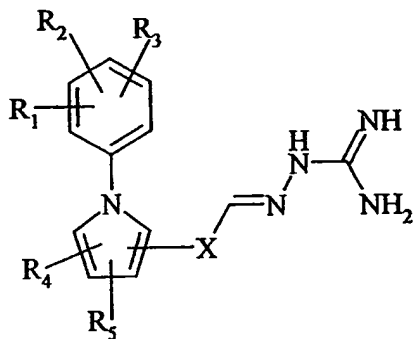
In case of higher amounts of active ingredient, the amount of lactose used may be reduced.

Example of a suitable tablet formulation.

	<i>Per tablet</i>
Active ingredient, as salt	5 mg
Potato starch	90 mg
Colloidal Silica	10 mg
Talc	20 mg
Magnesium stearate	2 mg
5 % aqueous solution of gelatine	25 mg
<hr/>	
Total	152 mg

Claims

1. A compound of general formula (I), and tautomeric forms thereof

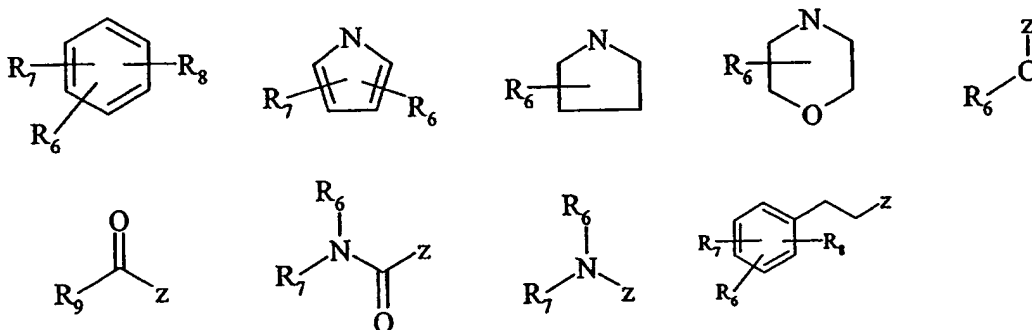


(I)

5

wherein X is $(CH_2)_n$ where n is 0, 1 or 2;

R_1 , R_2 , R_3 , R_4 and R_5 may be the same or different and are selected from hydrogen, halogen, alkyl having 1 to 5 carbon atoms, alkoxy having 1 to 5 carbon atoms, hydroxy, alkylsulphonyloxy, cyano, nitro, trihaloalkyl, sulpho and any of the following structures:



and/ or two of R_1 , R_2 , R_3 , R_4 and R_5 may together form a methylenedioxy or ethylenedioxy moiety;

R_6 , R_7 , R_8 and R_9 are the same or different and are selected from hydrogen, halogen, alkyl having 1 to 5 carbon atoms, alkoxy having 1 to 5 carbon atoms, hydroxy, amines (primary, secondary or tertiary) having 0, 1 or 2 carbon atoms, cyano, nitro, trihaloalkyl, amide or sulpho, and z where shown represents the point of attachment of the residue to the phenyl or pyrrole ring;

or a pharmacologically active salt thereof.

2. A compound as claimed in claim 1 wherein at least two of the substituents R₁,
5 R₂, R₃, R₄ and R₅ are hydrogen.
3. A compound as claimed in any of the previous claims wherein alkyl is selected
from methyl, ethyl, n-butyl, n-pentyl or tert-butyl.
- 10 4. A compound as claimed in any of the previous claims wherein alkoxy is selected
from methoxy, ethoxy, propyloxy, butoxy or tert-butoxy.
5. A compound as claimed in any of the previous claims wherein R₆, R₇ and R₈ are
hydrogen.
15
6. A compound as claimed in any of the previous claims wherein halogen is
selected from fluoro, chloro or bromo.
7. A compound as claimed in any of the previous claims wherein n=0.
20
8. A compound as claimed in any of the previous claims wherein R₅ is hydrogen.
9. A compound as claimed in any of the previous claims wherein R₃ is hydrogen.
- 25 10. A compound as claimed in any of the previous claims wherein R₄ is hydrogen.
11. A compound as in claimed any of the previous claims wherein the -X-CH=N-
NH-C(=NH)-NH₂ moiety is in the 2 position of the pyrrole ring.
- 30 12. A compound as claimed in any of the previous claims wherein R₁ and R₂ are
positioned in the 3, 4 or 5 position in the phenyl ring.
13. A compound as claimed in any of the previous claims wherein R₂ is hydrogen.

14. A compound as claimed in any of the previous claims wherein R₁ is in the 4 position in the phenyl ring.
- 5 15. A compound as claimed in any of the previous claims wherein R₁ is selected from alkyl, alkoxy, halogen, hydrogen, amino or trihaloalkyl.
16. A compound as claimed in claim 15 wherein R₁ is selected from halogen, hydrogen, trihaloalkyl, or morpholine.
- 10 17. A compound as claimed in claim 16 wherein halogen preferably is selected from chloro or bromo.
18. A compound as claimed in claim 16 wherein halogen most preferably is chloro.
- 15 19. A compound as claimed in claim 16 wherein trihaloalkyl is selected from trifluoromethyl or trichloromethyl.
20. A compound as claimed in claim 16 wherein trihaloalkyl most preferably is trifluoromethyl.
- 20 21. A compound as claimed in claim 1 having one of the following formulae:

No. Name

- 1 N-{1-[(4-Chlorophenyl)-1H-Pyrrol-2-yl]methyleneamino}guanidine
- 2 N-[1-(5-propylamino-1-(2-butoxyphenyl)-1H-pyrrol-2-yl)-methyleneamino]-guanidine
- 3 N-{3-[1-(2-Isobutylphenyl)-5-nitro-1H-pyrrol-2-yl]-propylideneamino}-guanidine
- 4 N-{1-[1-(3-Cyanophenyl)-5-trifluoromethyl-1H-pyrrol-2-yl]-methyleneamino}-guanidine
- 5 N-{3-[1-(3-Fluorophenyl)-5-methyl-1H-pyrrol-3-yl]-propylideneamino}-guanidine
- 6 N-[1-(4-Aminophenyl)-5-hydroxy-1H-pyrrol-2-ylmethylideneamino]-guanidine
- 7 N-{3-[1-(4-Chlorophenyl)-5-phenethyl-1H-pyrrol-3-yl]-propylideneamino}-guanidine
- 8 N-{3-[1-(4-Propylaminophenyl)-5-trichloromethyl-1H-pyrrol-3-yl]-propylideneamino}-guanidine
- 9 N-(5-tert-Butyl-1-phenyl-1H-pyrrol-2-ylmethylideneamino)-guanidine
- 10 N-[3-(5-Methoxy-1-phenyl-1H-pyrrol-3-yl)-propylideneamino]-guanidine

- 11 N-[4-Pentyl-1-(2-trichloromethylphenyl)-1H-pyrrol-3-ylmethylideneamino]-guanidine
- 12 N-(4-Cyano-1-o-tolyl-1H-pyrrol-3-ylmethylideneamino)-guanidine
- 13 N-{3-[4-Hydroxy-1-(3-trichloromethylphenyl)-1H-pyrrol-2-yl]-propylideneamino}-guanidine
- 14 N-{3-[1-(3-tert-Butylphenyl)-5-isobutyryl-1H-pyrrol-2-yl]-propylideneamino}-guanidine
- 15 N-(1-Biphenyl-4-yl-4-chloro-1H-pyrrol-2-ylmethylideneamino)-guanidine
- 16 N-{3-[1-(4-Bromophenyl)-4-tert-butyl-1H-pyrrol-3-yl]-propylideneamino}-guanidine
- 17 N-(4-Butoxy-1-phenyl-1H-pyrrol-3-ylmethylideneamino)-guanidine
- 18 N-[3-(4-Methoxy-1-phenyl-1H-pyrrol-2-yl)-propylideneamino]-guanidine
- 19 N-{3-[1-(2-Nitrophenyl)-1H-pyrrol-2-yl]-propylideneamino}-guanidine
- 20 N-{3-[1-(2-Hydroxyphenyl)-1H-pyrrol-2-yl]-propylideneamino}-guanidine
- 21 N-[1-(3-Methoxyphenyl)-1H-pyrrol-2-ylmethylideneamino]-guanidine
- 22 N-[1-(3-Butylaminophenyl)-1H-pyrrol-3-ylmethylideneamino]-guanidine
- 23 N-[1-(4-tert-Butylphenyl)-1H-pyrrol-3-ylmethylideneamino]-guanidine
- 24 N-{3-[1-(4-Trifluoromethylphenyl)-1H-pyrrol-2-yl]-propylideneamino}-guanidine
- 25 N-(1-Phenyl-1H-pyrrol-3-ylmethylideneamino)-guanidine
- 26 N-[3-(1-Phenyl-1H-pyrrol-2-yl)-propylideneamino]-guanidine
- 29 N-[3-(4-Methyl-1-phenyl-1H-pyrrol-3-yl)-propylideneamino]-guanidine
- 30 N-[1-(3-Nitro-4-propylaminophenyl)-1H-pyrrol-3-ylmethylideneamino]-guanidine
- 31 N-{3-[1-(3-Butylamino-4-methyl-phenyl)-4-methyl-1H-pyrrol-2-yl]-propylidene}-guanidine
- 32 N-{3-[5-Bromo-1-(4-bromophenyl)-1H-pyrrol-3-yl]-propylideneamino}-guanidine
- 33 N-[(5-Chloro-1-(4-isobutyrylphenyl)-4-pentyl-1H-pyrrol-2-yl)methyleneamino]-guanidine
- 34 N-[3-(5-Propoxy-1-m-tolyl-1H-pyrrol-2-yl)-propylideneamino]-guanidine
- 35 N-[4-Methyl-5-propylamino-1-(3-trichloromethyl-phenyl)-1H-pyrrol-3-ylmethylideneamino]-guanidine
- 36 N-{3-[1-(3-Nitro-biphenyl-4-yl)-1H-pyrrol-2-yl]-propylideneamino}-guanidine

- 37 N-{2-[4-tert-Butyl-1-(4-methoxy-2-propylaminophenyl)-1H-pyrrol-3-yl]-ethylideneamino}-guanidine
- 38 N-{3-[1-(2-Bromo-3-chlorophenyl)-1H-pyrrol-3-yl]-propylideneamino}-guanidine
- 39 N-[4-Bromo-1-(2-butoxy-3-propoxyphenyl)-1H-pyrrol-2-ylmethylideneamino]-guanidine
- 40 N-[5-Hydroxy-1-(2-hydroxyphenyl)-1H-pyrrol-3-ylmethylideneamino]-guanidine
- 41 N-{3-[1-(2-tert-Butylphenyl)-4-chloro-5-methyl-1H-pyrrol-2-yl]-propylideneamino}-guanidine
- 42 N-[5-Isobutyryl-1-(2,3,4-trimethoxyphenyl)-1H-pyrrol-2-ylmethylideneamino]-guanidine
- 43 N-{3-[5-tert-Butyl-1-(2-tert-butyl-3,4-bis-trichloromethylphenyl)-4-trichloromethyl-1H-pyrrol-2-yl]-propylideneamino}-guanidine
- 44 N-{2-[1-(4-Pyrrol-1-ylphenyl)-1H-pyrrol-2-yl]-ethylideneamino}-guanidine
- 45 N-[1-(4-Morpholin-4-ylphenyl)-1H-pyrrol-2-ylmethylideneamino]-guanidine
- 46 N-[1-(4-Pyrrolidin-1-ylphenyl)-1H-pyrrol-3-ylmethylideneamino]-guanidine
- 47 N-((1-Phenyl-1H-pyrrol-2-yl)methyleneamino)guanidine
- 48 N-[(1-(4-Trifluoromethylphenyl)-1H-pyrrol-2-yl)methyleneamino]guanidine
- 49 N-[(1-(3-cyanophenyl)-1H-pyrrol-2-yl)methyleneamino]guanidine
- 50 N-[(1-(3,5-dichlorophenyl)-1H-pyrrol-2-yl)methyleneamino]guanidine

or a pharmacologically acceptable salt thereof.

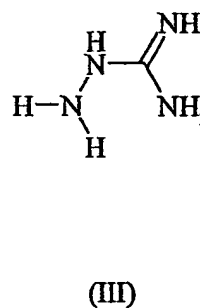
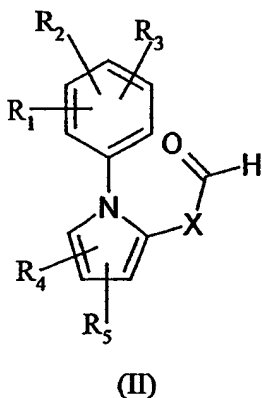
22. A compound as claimed in any one of the previous claims which additionally
5 comprises a label, preferably a radioactive label, or a toxic agent.

23. A prodrug from which a compound as claimed in any one of claims 1 to 22 is
formed in vivo.

10 24. A pharmaceutical composition comprising a compound as claimed in any one of
claims 1 to 22 or a prodrug as claimed in claim 23, together with one or more adjuvants,
carriers or excipients.

25. A compound as claimed in any one of claims 1 to 23 for use in therapy.

26. A process for the production of a compound as claimed in claim 1 which
5 comprises reacting a guanidine of formula (III), or a salt or protected form thereof, with an
compound of formula (II)



wherein X and R₁, R₂, R₃, R₄ and R₅ are as defined in claim 1, followed by deprotection if
10 necessary or desired.

27. Use of a compound as claimed in any one of claims 1 to 22 or a prodrug as
claimed in claim 23 in the production of a medicament for the treatment of inflammation.

15 28. Use of a compound as claimed in any one of claims 1 to 22 or a prodrug as
claimed in claim 23 in the production of a medicament for the treatment of mental disorders.

29. Use of a compound as claimed in any one of claims 1 to 22 or a prodrug as
claimed in claim 23 in the production of a medicament for the treatment of dysfunctions of the
20 endocrine system or a hormonal system.

30. Use of a compound as claimed in any one of claims 1 to 22 or a prodrug as
claimed in claim 23 in the production of a medicament for the treatment of sexual functions
and/or sexual dysfunctions.

31. Use of a compound as claimed in any one of claims 1 to 22 or a prodrug as claimed in claim 23 in the production of a medicament for the treatment of drug-induced or other disorders of the blood and/or lymphoid system.
- 5 32. Use of a compound as claimed in any one of claims 1 to 22 or a prodrug as claimed in claim 23 in the production of a medicament for the treatment of allergic disorders.
33. Use of a compound as claimed in any one of claims 1 to 22 or a prodrug as claimed in claim 23 in the production of a medicament for the treatment of disorders of the
10 cardiovascular system.
34. Use of a compound as claimed in any one of claims 1 to 22 or a prodrug as claimed in claim 23 in the production of a medicament for the treatment of pain.
- 15 35. Use of a compound as claimed in any one of claims 1 to 22 or a prodrug as claimed in claim 23 in the production of a medicament for inducing skin tanning or for inducing lighter skin colour.
36. Use of a compound as claimed in any one of claims 1 to 22 or a prodrug as
20 claimed in claim 23 in the production of a medicament for the treatment of diabetes type II.
37. Use of a compound as claimed in any one of claims 1 to 22 or a prodrug as claimed in claim 23 in the production of a medicament for the treatment of obesity.
- 25 38. Use of a compound as claimed in any one of claims 1 to 22 or a prodrug as claimed in claim 23 in the production of a medicament for the treatment of anorexic conditions such as those caused by cancer, cachexia, geriatric conditions, HIV, trauma and psychological conditions.
- 30 39. Use of a compound as claimed in any one of claims 1 to 22 or a prodrug as claimed in claim 23 in the production of a medicament for inducing peripheral nerve regeneration.

40. Use of a compound as claimed in any one of claims 1 to 22 or a prodrug as claimed in claim 23 in the production of a medicament for inducing central nerve regeneration.
- 5 41. A method of treating inflammation comprising the use or administration of a compound as claimed in any one of claims 1 to 22 or a prodrug as claimed in claim 23.
42. A method of treating mental disorders comprising the use or administration of a compound as claimed in any one of claims 1 to 22 or a prodrug as claimed in claim 23.
- 10 43. A method of treating dysfunctions of the endocrine system or an hormonal system comprising the use or administration of a compound as claimed in any one of claims 1 to 22 or a prodrug as claimed in claim 23.
- 15 44. A method of treating sexual functions and/or sexual dysfunctions comprising the use or administration of a compound as claimed in any one of claims 1 to 22 or a prodrug as claimed in claim 23.
45. A method of treating drug-induced disorders of the blood and/or lymphoid
20 system comprising the use or administration of a compound as claimed in any one of claims 1 to 22 or a prodrug as claimed in claim 23.
46. A method of treating disorders of the cardiovascular system comprising the use
25 or administration of a compound as claimed in any one of claims 1 to 22 or a prodrug as claimed in claim 23.
47. A method of treating pain comprising the use or administration of a compound
as claimed in any one of claims 1 to 22 or a prodrug as claimed in claim 23.
- 30 48. A method of inducing skin tanning or for inducing lighter skin colour comprising the use or administration of a compound as claimed in any one of claims 1 to 22 or a prodrug as claimed in claim 23.

49. A method of treating diabetes type II comprising the use or administration of a compound as claimed in any one of claims 1 to 22 or a prodrug as claimed in claim 23.
50. A method of treating obesity comprising the use or administration of a
5 compound as claimed in any one of claims 1 to 22 or a prodrug as claimed in claim 23.
51. A method of treating anorexic conditions such as those caused by cancer, cachexia, geriatric conditions, HIV, trauma and psychological conditions comprising the use or administration of a compound as claimed in any one of claims 1 to 22 or a prodrug as
10 claimed in claim 23.
52. A method of inducing peripheral nerve regeneration comprising the use or administration of a compound as claimed in any one of claims 1 to 22 or a prodrug as claimed
15 in claim 23.
53. A method of inducing central nerve regeneration comprising the use or administration of a compound as claimed in any one of claims 1 to 22 or a prodrug as claimed
20 in claim 23.
54. Use of a compound as claimed in any one of claims 1 to 22 or a prodrug as
25 claimed in claim 23 in the production of a medicament for the treatment of skin disorders, including for the treatment of melanoma.
55. Use of a compound as claimed in any one of claims 1 to 22 or a prodrug as
30 claimed in claim 23 in the production of a medicament for the treatment and/or diagnosis of malignancies, such as melanoma and metastases.
56. A method of treating a skin disorder, including the treatment of melanoma, comprising the use or administration of a compound as claimed in any one of claims 1 to 22
30 or a prodrug as claimed in claim 23.

57. A method of treating and/or diagnosing malignancies, such as melanoma and metastases, comprising the use or administration of a compound as claimed in any one of claims 1 to 22 or a prodrug as claimed in claim 23.
- 5 58. Use of a compound as claimed in any one of claims 1 to 22 or a prodrug as claimed in claim 23 in the production of a medicament for the treatment of ischemia and/or ischemia/reperfusion.
59. A method of treating ischemia and/or ischemia/reperfusion comprising the use
10 or administration of a compound as claimed in any one of claims 1 to 22 or a prodrug as claimed in claim 23.

INTERNATIONAL SEARCH REPORT

International Application No
PCT/GB 02/03620

A. CLASSIFICATION OF SUBJECT MATTER
IPC 7 A61K31/402 A61P3/04 C07D207/32 C07D207/34 C07D207/42
C07D207/38 C07D207/36

According to International Patent Classification (IPC) or to both national classification and IPC

B. FIELDS SEARCHED

Minimum documentation searched (classification system followed by classification symbols)
IPC 7 C07D A61K A61P

Documentation searched other than minimum documentation to the extent that such documents are included in the fields searched

Electronic data base consulted during the international search (name of data base and, where practical, search terms used)

EPO-Internal, WPI Data, PAJ, BEILSTEIN Data, CHEM ABS Data

C. DOCUMENTS CONSIDERED TO BE RELEVANT

Category*	Citation of document, with indication, where appropriate, of the relevant passages	Relevant to claim No.
P,A	WO 02 12178 A (MELACURE THERAPEUTICS AB, SWED.; PETT, CHRISTOPHER PHINEAS) 14 February 2002 (2002-02-14) cited in the application claim 1; example 29	1-59
P,A	WO 02 11715 A (MELACURE THERAPEUTICS AB, SWED.) 14 February 2002 (2002-02-14) cited in the application claim 1	1-59
A	WO 01 25192 A (PETT CHRISTOPHER PHINEAS ; SEMENIKHINA VALENTINA (LV); KALVINS IVAR) 12 April 2001 (2001-04-12) claim 1	1-59
	-/--	

Further documents are listed in the continuation of box C.

Patent family members are listed in annex.

* Special categories of cited documents :

- *A* document defining the general state of the art which is not considered to be of particular relevance
- *E* earlier document but published on or after the international filing date
- *L* document which may throw doubts on priority claim(s) or which is cited to establish the publication date of another citation or other special reason (as specified)
- *O* document referring to an oral disclosure, use, exhibition or other means
- *P* document published prior to the international filing date but later than the priority date claimed

- *T* later document published after the international filing date or priority date and not in conflict with the application but cited to understand the principle or theory underlying the invention
- *X* document of particular relevance; the claimed invention cannot be considered novel or cannot be considered to involve an inventive step when the document is taken alone
- *Y* document of particular relevance; the claimed invention cannot be considered to involve an inventive step when the document is combined with one or more other such documents, such combination being obvious to a person skilled in the art
- *Z* document member of the same patent family

Date of the actual completion of the international search

15 October 2002

Date of mailing of the international search report

22/10/2002

Name and mailing address of the ISA
European Patent Office, P.B. 5818 Patentlaan 2
NL - 2280 HV Rijswijk
Tel. (+31-70) 340-2040, Tx. 31 651 epo nl,
Fax (+31-70) 340-3016

Authorized officer

Johnson, C

INTERNATIONAL SEARCH REPORT

In International Application No
PCT/GB 02/03620

C.(Continuation) DOCUMENTS CONSIDERED TO BE RELEVANT		
Category *	Citation of document, with indication, where appropriate, of the relevant passages	Relevant to claim No.
A	<p>WO 98 23267 A (UHLEN STAFFAN ;DAMBROVA MAIJA (SE); PRUSIS PETERIS (SE); WAPHARM A) 4 June 1998 (1998-06-04) cited in the application claim 4; example 11.11</p>	1-59

INTERNATIONAL SEARCH REPORT

International Application No. PCT/GB 02 03620

FURTHER INFORMATION CONTINUED FROM PCT/ISA/ 210

Continuation of Box I.2

Claims Nos.: 23

Present claim 23 relates to a compound defined by reference to a desirable characteristic or property, namely a prodrug. The claim covers all compounds having this characteristic or property, whereas the application does not provide any support within the meaning of Article 6 PCT and/or disclosure within the meaning of Article 5 PCT for such compounds, as there is no information in the application as to what kinds of compounds would be expected to be prodrugs of the compounds of formula (I). In the present case, the claim so lacks support, and the application so lacks disclosure, that a meaningful search of claim 23 is impossible. Independent of the above reasoning, the claim also lacks clarity (Article 6 PCT). An attempt is made to define the compound by reference to a result to be achieved. Again, this lack of clarity in the present case is such as to render a meaningful search of claim 23 impossible.

The applicant's attention is drawn to the fact that claims, or parts of claims, relating to inventions in respect of which no international search report has been established need not be the subject of an international preliminary examination (Rule 66.1(e) PCT). The applicant is advised that the EPO policy when acting as an International Preliminary Examining Authority is normally not to carry out a preliminary examination on matter which has not been searched. This is the case irrespective of whether or not the claims are amended following receipt of the search report or during any Chapter II procedure.

INTERNATIONAL SEARCH REPORT

International application No.
PCT/GB 02/03620

Box I Observations where certain claims were found unsearchable (Continuation of item 1 of first sheet)

This International Search Report has not been established in respect of certain claims under Article 17(2)(a) for the following reasons:

1. Claims Nos.:
because they relate to subject matter not required to be searched by this Authority, namely:
Although claims 41-47, 49-53, 56, 57, 59 are directed to a method of treatment of the human/animal body, the search has been carried out and based on the alleged effects of the compound/composition.
2. Claims Nos.: 23
because they relate to parts of the International Application that do not comply with the prescribed requirements to such an extent that no meaningful International Search can be carried out, specifically:
see FURTHER INFORMATION sheet PCT/ISA/210
3. Claims Nos.:
because they are dependent claims and are not drafted in accordance with the second and third sentences of Rule 6.4(a).

Box II Observations where unity of invention is lacking (Continuation of item 2 of first sheet)

This International Searching Authority found multiple inventions in this international application, as follows:

1. As all required additional search fees were timely paid by the applicant, this International Search Report covers all searchable claims.
2. As all searchable claims could be searched without effort justifying an additional fee, this Authority did not invite payment of any additional fee.
3. As only some of the required additional search fees were timely paid by the applicant, this International Search Report covers only those claims for which fees were paid, specifically claims Nos.:
4. No required additional search fees were timely paid by the applicant. Consequently, this International Search Report is restricted to the invention first mentioned in the claims; it is covered by claims Nos.:

Remark on Protest

- The additional search fees were accompanied by the applicant's protest.
 No protest accompanied the payment of additional search fees.

INTERNATIONAL SEARCH REPORT
 Information on patent family members

International Application No
 PCT/GB 02/03620

Patent document cited in search report		Publication date	Patent family member(s)	Publication date
WO 0212178	A	14-02-2002	AU 7653901 A WO 0212178 A1	18-02-2002 14-02-2002
WO 0211715	A	14-02-2002	AU 7652201 A WO 0211715 A2	18-02-2002 14-02-2002
WO 0125192	A	12-04-2001	AU 7802700 A WO 0125192 A1	10-05-2001 12-04-2001
WO 9823267	A	04-06-1998	AU 742969 B2 AU 5143098 A EP 1007025 A1 JP 2001505209 T NZ 336378 A WO 9823267 A1	17-01-2002 22-06-1998 14-06-2000 17-04-2001 28-09-2001 04-06-1998

THIS PAGE BLANK (USPTO)